



2026 Sew Flake Mystery Quilt Challenge

May: Block One



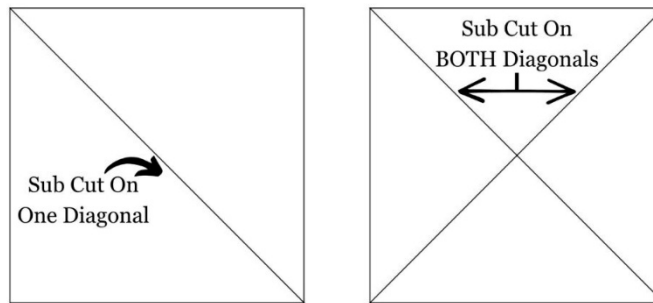
Block One: Old Fan

You will need 4 Fabrics:

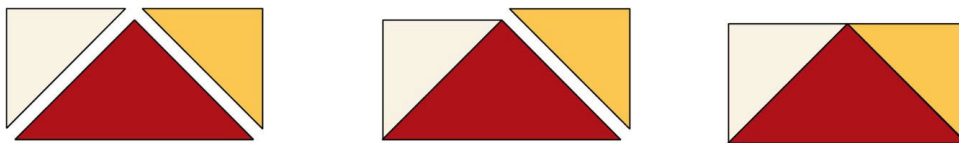


1 – Cut:

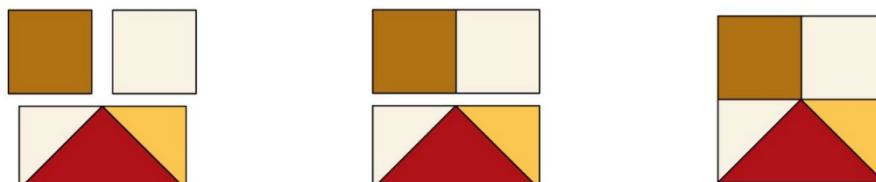
- Background Fabric:
 - **Cut** (4) squares 3 1/2"
 - **Cut** (2) squares 3 7/8" then **Sub Cut** on one diagonal
- Accent Fabric:
 - **Cut** (2) squares 3 7/8" then **Sub Cut** on one diagonal
- Corner Color Fabric:
 - **Cut** (4) squares 3 1/2"
- Focal Fabric:
 - **Cut** (1) square 7 1/4" then **Sub Cut** on BOTH diagonals



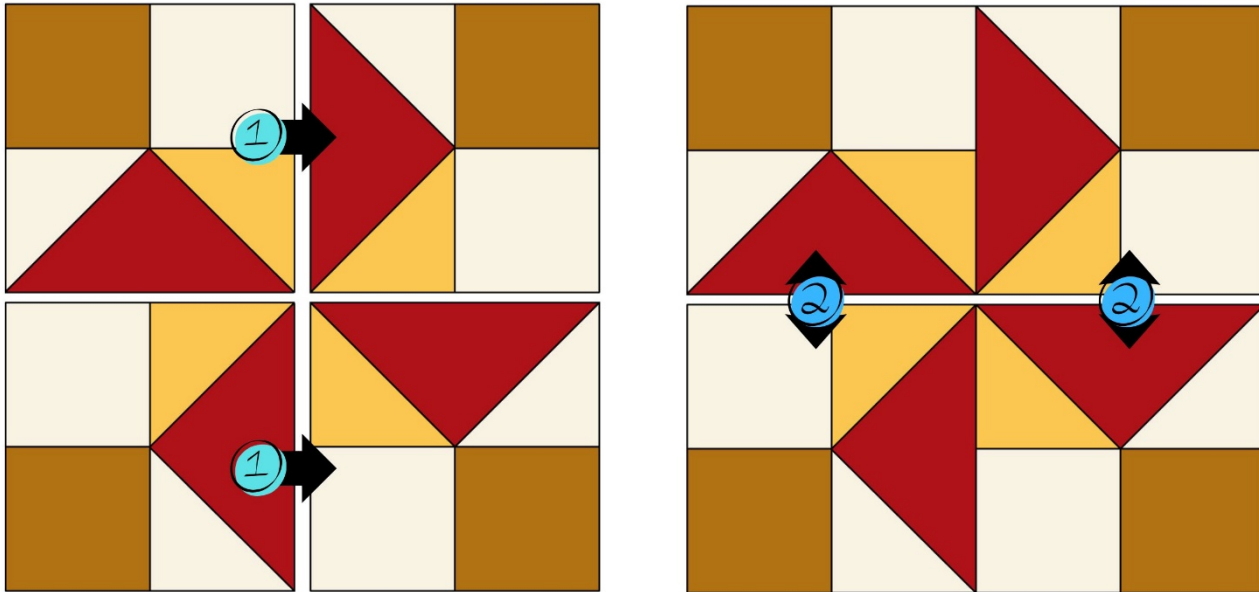
2 – Flying Geese: Make (4) Flying Geese using the larger Focal Fabric triangles with one Accent Fabric HST and one Background Fabric HST. See diagram.




3 – Create 4 Blocks: Sew the Corner Color Fabric square and Background Fabric square to the Flying Geese to make (4) 6 1/2" square unfinished blocks. See diagram.



4 – Arrange: Arrange the sewn blocks as shown in the diagram below. Sew the blocks together as shown in the diagram.



5 – Complete: Your completed block should measure 12.5" square.



May 2026

Block One: Old Fan


Below are the results of May Block one. Using the pattern as is and using an exact 1/4 inch seam gave me a 12.5" block. The fabrics may help you in determining your fabric choices.

– Notes by Julie




Old Fan Diagram


Coloring - Fabric Page




Background
Fabric



Accent
Fabric



Corner Color
Fabric



Focus
Fabric

